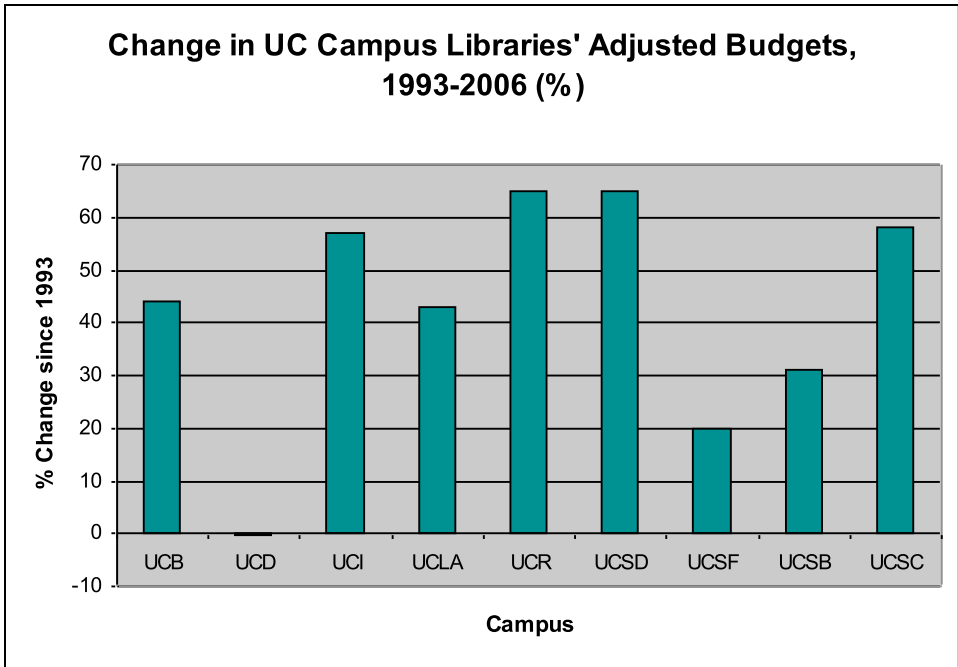


THE UC DAVIS UNIVERSITY LIBRARY IS IN TROUBLE

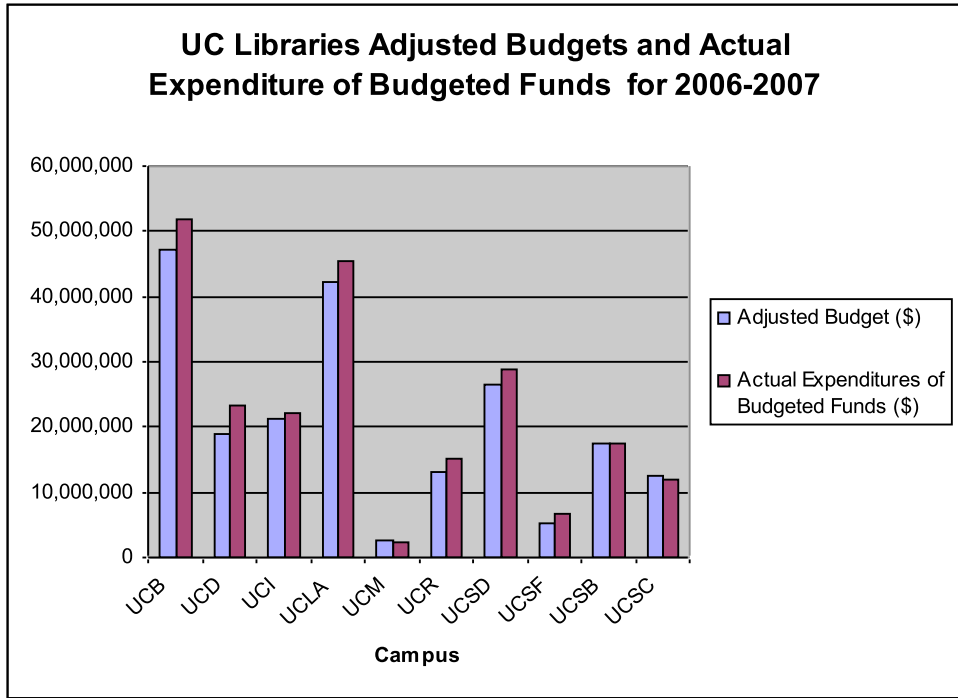
A FACT SHEET from the Unionized Librarians at UC Davis

From 1986 to 2005, the UC Davis Library fell from 24th to 53rd in rank among the nation's research libraries.

We have not kept up with other UC Libraries.

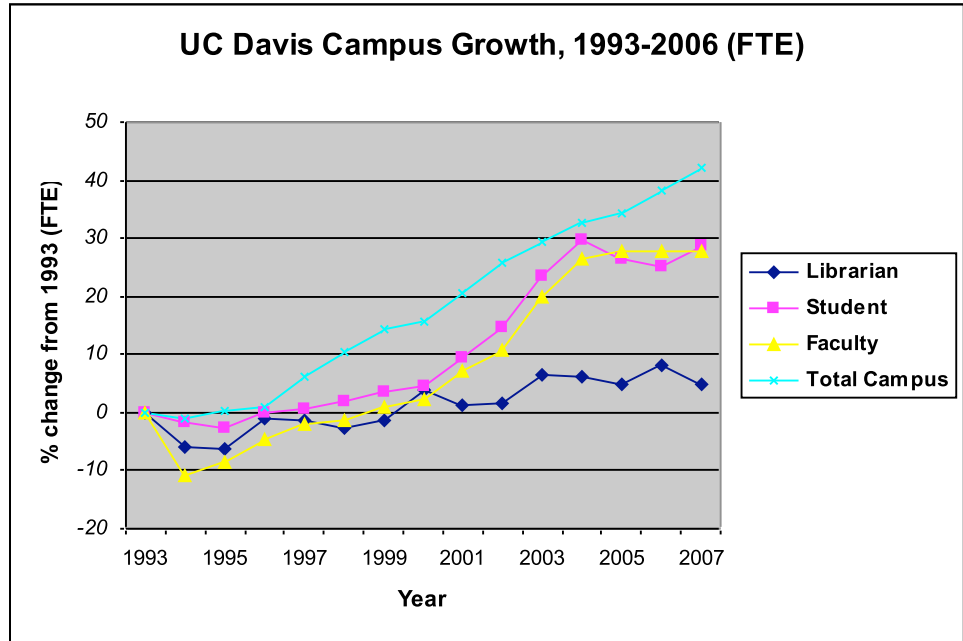


- Among UC libraries only UCSB has experienced a similar decline in national rank.
- Most UC Libraries have seen **40-65%** increases in their Adjusted Budgets since 1993.
- The UC Davis Library's Adjusted Budget has been virtually unchanged since 1993.

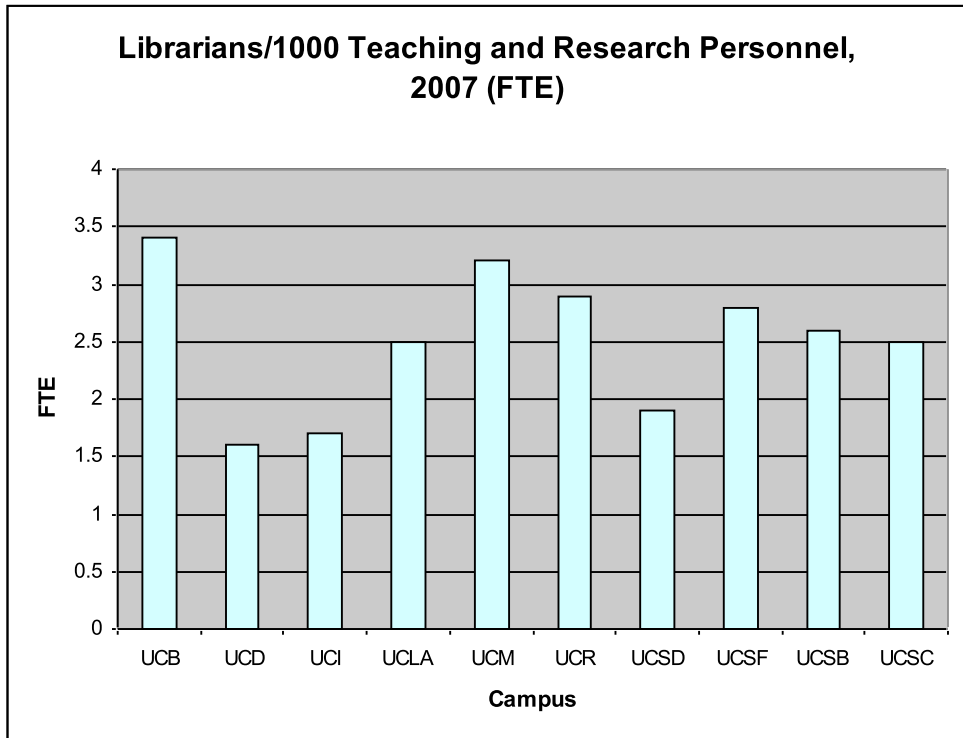


As the Campus has Grown, the Library has Not.

- The Campus has grown by over **6000** FTE since 1993.
- There are only **2.6** additional Librarian FTEs since 1993.



- UC Davis has **fewer librarians** per teachers and researchers than any other Campus.



A world-class University requires a world-class Library

All data are from the University of California, Office of the President and the Association of Research Libraries. Sources and methodology are available at the Web site of UC-AFT, Local 2023 "A Union of Lecturers and Librarians @ UCD" <http://www.2023online.org>.

Fact Sheet Notes:

The Library's rank among research libraries comes from the Association of Research Libraries. This aggregate number as well as more detailed data is available at the ARL Statistics Web site: <http://fisher.lib.virginia.edu/arl/index.html>.

Until 2005 rank was determined through a formula that factored in many types of data including holdings and budgetary data and more. The ARL has recently replaced this method with a simpler expenditures based comparison. See its Web site for details: <http://www.arl.org/stats/index/>

Change in UC Campus Libraries' Adjusted Budgets, 1993-2006:

Source: University of California Library Statistics, Systemwide Library Planning. <http://www.slp.ucop.edu/stats/>

Method: The year indicated on the graph refers to the first part of an academic year. "1993" in the graph refers to the 1993-1994 academic year. Since these Adjusted Budgets are projections, the 1993-1994 Adjusted Budget appears in the "1992-1993 Statistics" report. Percent change was calculated for each campus as follows: $((x-y)/y) \times 100$ where $x=2006-2007$ total expenditure, and $y=1993-1994$ total expenditure.

Note: The campus data excludes money that goes directly to CDL or other non-campus based library units. Therefore, despite all the changes in the way materials are being acquired, the comparison among campus budgets is reflective of the relative health of each library.

UC Libraries Adjusted Budgets and Actual Expenditure of Budgeted Funds:

Source: University of California Library Statistics, Systemwide Library Planning. <http://www.slp.ucop.edu/stats/>

UC Davis Campus Growth, 1993-2006:

Source: For Librarian FTE and Faculty FTE see: Statistical Summary and Data on Faculty Students and Staff, "Headcount and FTE Tables" for each year. <http://www.ucop.edu/ucophome/uwnews/stat/>

For Student FTE see <http://www.ormp.ucdavis.edu/inform/>

Method: Percent change was calculated for each category as follows: $((x-y)/y) \times 100$ where $x=FTE$ in a particular year and $y=FTE$ in 1993.

Note: Faculty FTE in this table refers strictly to the "Regular Teaching Faculty—Ladder Ranks." It does not include other categories of teaching faculty.

Librarians/1000 Teaching and Research Personnel 2007 (FTE)

Source: Statistical Summary and Data on Faculty Students and Staff, "Headcount and FTE Tables" for 2007. <http://www.ucop.edu/ucophome/uwnews/stat/>

Method: x/y where $x=$ Librarian FTE and $y=($ Teaching and Research Personnel FTE $)/1000$

Note: The Librarian FTE figure was taken directly from the FTE table. The figure for Teaching and Research Personnel was determined as follows. From the total number of "Academic Staff" FTE, the following categories were subtracted: "Academic Administrators," "Student Assistants," "Librarian," "Other Academic Personnel." The remaining figure, reflecting the combined FTE of the following categories was used as the FTE for Teaching and Research Personnel. "Regular Teaching Faculty—Ladder Ranks," "Regular Teaching Faculty—Acting Ranks," "Lecturers," "Other Teaching Faculty," "Research," "Cooperative Extension," and "University Extension."